

# COMMERCIAL LIGHTING

COMMERCIAL LIGHTING BY CHALAAAT

CHALAAAT  
ฉลาด



## LED FLOOD LIGHT Corot Series




COMMERCIAL LIGHTING  
200105

## C-FL-SI10/20/20/50W



### Product Advantage:

- 1 ) High quality aluminum die cast body with great efficiency heat sink design.
- 2 ) Over 50,000Hrs lifetime with over 70% energy saving compared to traditional HID lamps.
- 3 ) Over 80CRI light source guarantees the light quality and true color of the objects.
- 4 ) IP65 with electroplating of the surface, this floodlight can be used in any indoor or outdoor applications.
- 5 ) High quality certified driver integrated offers 5 years warranty (25°)
- 6 ) PIR function optional.



SMD Light Source <sup>1</sup>


High Power COB Light Source <sup>2</sup>

COB Light Source <sup>3</sup>

# Outstanding Performance Flood Light

## Protection class IP65

Using special waterproof connector and the silica gel ring sealing process, protection class up to IP65, suitable for any harsh outdoor applications.



## Advanced electroplating process

Advanced electroplating technology used for the flood light with over 200Hrs Salt Fog test, making this product with anti-corrosion and against dust for any outdoor applications.

## Large angle adjustment

Plurality angle adjustable support guarantee adjustable angle from 0 to 290 degree.




## Toughened glass panel

4mm tempered glass offers high strength protection to LED light source as well as gives the tempered glass over 93% of light transmission rate.

## High purity aluminum reflector

99% high quality aluminum materials with antioxidant finishing guarantee great heat dissipation and applications in damp area.




## Stainless steel accessories

Resistance of air, water, chemical corrosion of acid alkali, suitable for long-term use in various circumstances.





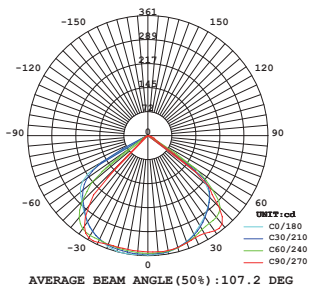
# C-FL-SI10/20/20/50W



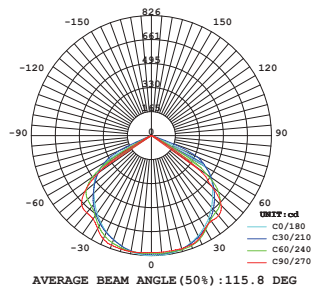
Art.No.(Corot Series)	C-FL-SI10W	C-FL-SI20W	C-FL-SI30W	C-FL-SI50W
LED Module	Everbright COB			
Power consumption	10W	20W	30W	50W
Color temperature	3000K 4000K 6500K	3000K 4000K 6500K	3000K 4000K 6500K	3000K 4000K 6500K
Total Luminous Output	1000-1100Lm	2000-2200Lm	3000-3300Lm	5000-5500Lm
CRI	> 80			
Input Voltage	AC110-240V 50/60HZ			
Power Factor(Full load)	> 0.90			
Beam Angle	110°			
Weight	0.64KG	1.22KG	1.42KG	2.43KG
Dimension	158.5x132x53.17mm	203x176.4x63.77mm	219x191.4x63.77mm	281.63x220.3x112.77mm
Working temperature	-20° TO +55°			
Dimmable	No(Dimmable Optional)			
Driver Brand	Letaron			

## Luminous Intensity Distribution

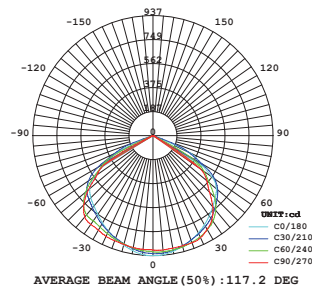
LUMINOUS INTENSITY DISTRIBUTION (10W)



LUMINOUS INTENSITY DISTRIBUTION (20W)



LUMINOUS INTENSITY DISTRIBUTION (30W)



LUMINOUS INTENSITY DISTRIBUTION (50W)

